



Designed by Patricia Urquiola

Caule

ITALIANO / ENGLISH

FLOS

Outdoor

Caule





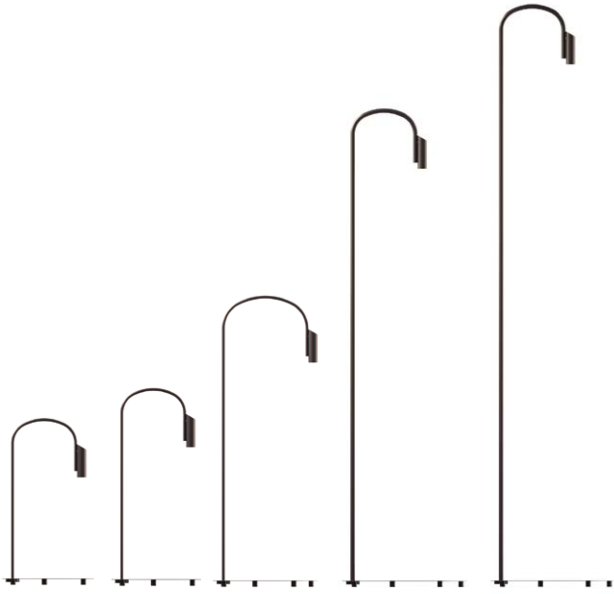
Caule Floor



Caulé Bollard Nest

Famiglia / Family


Caule Floor



Power Led

5W
282 lm - 2700K/CRI 80
303 lm - 3000K/CRI 80
324 lm - 4000K/CRI 80
[2200K available on request.](#)


Caule Floor Nest



Power Led

5W
282 lm - 2700K/CRI 80
303 lm - 3000K/CRI 80
324 lm - 4000K/CRI 80
[2200K available on request.](#)

Caule Bollard



Power Led

5W
282 lm - 2700K/CRI 80
303 lm - 3000K/CRI 80
324 lm - 4000K/CRI 80
[2200K available on request.](#)

Caule Bollard Nest



Power Led

5W
282 lm - 2700K/CRI 80
303 lm - 3000K/CRI 80
324 lm - 4000K/CRI 80
[2200K available on request.](#)

Colori / Colours



01 White



06 Grey



12 Forest Green



18 Deep Brown



30 Black



33 Anthracite

Descrizione / Description

Collezione di apparecchi di illuminazione da esterno in versione lampada da terra mobile e in versione bollard, disponibili in diverse altezze.

Sono caratterizzate dal design morbido e flessuoso dello stelo e dalla testa disponibile in due modelli differenti: testa monolite per una luce diretta soft, testa con cover Nest a maglia metallica per una luce diffusa e disegnata.

La struttura dello stelo è realizzata in acciaio inox aisi 304 per una efficiente resistenza agli agenti atmosferici. La base è in acciaio inox aisi 304 per la versione lampada da terra mobile e in alluminio pressofuso per la versione bollard. La testa, in cui è recessa la sorgente LED inclusa, è in stampo di alluminio pressofuso; nella versione Nest la cover è realizzata in maglia metallica in acciaio inox aisi 316L.

Le parti strutturali dell'apparecchio vengono trattate con procedimento di conversione chimica al fine di ottenere una efficiente resistenza alla corrosione degli agenti atmosferici. Lo schermo di protezione della sorgente luminosa è in vetro sabbato per la testa monolite, in metacrilato trasparente per la versione Nest

La versione lampada da terra è completata da cavo adatto per outdoor 5 metri di lunghezza con spina Schuko IP44 e interruttore dimmer a pedale retroilluminato IP65 che garantisce le funzioni ON/OFF e regolazione del flusso luminoso.

La versione bollard è fornita con uno spezzone di cavo uscente in neoprene di 200 mm di lunghezza ed è pronto per l'installazione su qualsiasi pavimento. Disponibile come accessorio da ordinare separatamente la cassaforma per l'installazione su una pavimentazione da gettare con plinto di cemento.

Collection of outdoor lighting units in a movable floor lamp version and a bollard version, both available in different heights.

The lamps are characterized by their soft, pliable stem. The lamp head is available in two different models: solid, for direct soft light, or with a 'nest' cover, a metallic mesh creating a unique wash of diffuse light.

The structure of the stem is made of AISI 304 stainless steel for effective resistance to atmospheric agents. The base of the movable floor version is made of AISI 304 stainless steel for and the bollard version is made of die-cast aluminium.

The lamp head, which holds the included LED light source, is made of moulded aluminium; the cover of the 'nest' version is made of a metallic mesh in AISI 316L stainless steel.

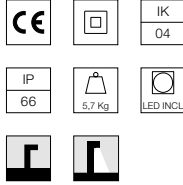
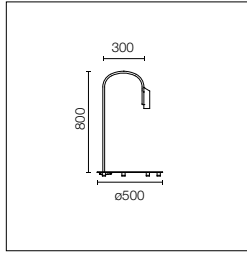
The structure is treated with a chemical conversion process for effective resistance to atmospheric agents.

The screen protecting the light source is made of sanded glass for the solid head and methacrylate for the 'nest' version.

The floor lamp version comes with 5 metres of cable appropriate for outdoor use with a Schuko IP44 and IP65 backlit pedal dimmer switch for easy ON/OFF and to adjust the amount of light.

The bollard version comes with a 200-mm length of neoprene cable and is ready for installation on any flooring. Optional accessory (sold separately): box for installation on flooring laid over concrete.

Caule Floor 1



Sorgente luminosa a LED inclusa. Alimentazione elettrica 220-240V 50-60 Hz integrata. Cavo adatto per outdoor 5 metri di lunghezza con spina Schuko IP44. Interruttore dimmer a pedale retroilluminato IP65 lungo il cavo che garantisce le funzioni ON/OFF e regolazione del flusso luminoso. Versione 110V a richiesta. Dimmer Control switch integrato (lungo il cavo). Funzione Casambi a richiesta.

LED light source included. Integrated 220-240V 50-60 Hz electrical power. Cable suitable for outdoors, 5-m long with Schuko IP44 plug. IP65 backlit pedal dimmer switch on the cable for easy ON/OFF and to adjust the amount of light. 110V version upon request. Integrated dimmer control switch (on the cable). Casambi function on demand.

2200K disponibile su richiesta.

2200K available on request.

Power Led: 5W - 447 lm ≠ FIXT 282 lm - 2700K/CRI 80 - 220-240V / 5W - 480 lm ≠ FIXT 303 lm - 3000K/CRI 80 - 220-240V / 5W - 513 lm ≠ FIXT 324 lm - 4000K/CRI 80 - 220-240V

2700K

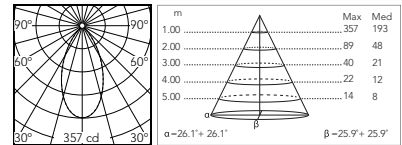
- F016M21K001.A
- F016M21K006.A
- F016M21K012.A
- F016M21K018.A
- F016M21K030.A
- F016M21K033.A

3000K

- F016M31K001.A
- F016M31K006.A
- F016M31K012.A
- F016M31K018.A
- F016M31K030.A
- F016M31K033.A

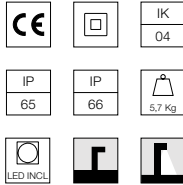
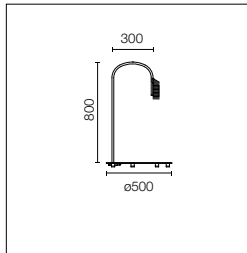
4000K

- F016M41K001.A
- F016M41K006.A
- F016M41K012.A
- F016M41K018.A
- F016M41K030.A
- F016M41K033.A



@3000K

Caule Floor 1 Nest



Sorgente luminosa a LED inclusa. Alimentazione elettrica 220-240V 50-60 Hz integrata. Cavo adatto per outdoor 5 metri di lunghezza con spina Schuko IP44. Interruttore dimmer a pedale retroilluminato IP65 lungo il cavo che garantisce le funzioni ON/OFF e regolazione del flusso luminoso. Versione 110V a richiesta. Dimmer Control switch integrato (lungo il cavo). Funzione Casambi a richiesta.

LED light source included. Integrated 220-240V 50-60 Hz electrical power. Cable suitable for outdoors, 5-m long with Schuko IP44 plug. IP65 backlit pedal dimmer switch on the cable for easy ON/OFF and to adjust the amount of light. 110V version upon request. Integrated dimmer control switch (on the cable). Casambi function on demand.

2200K disponibile su richiesta.

2200K available on request.

Power Led: 5W - 447 lm ≠ FIXT 124 lm - 2700K/CRI 80 - 220-240V / 5W - 480 lm ≠ FIXT 137 lm - 3000K/CRI 80 - 220-240V / 5W - 513 lm ≠ FIXT 143 lm - 4000K/CRI 80 - 220-240V

2700K

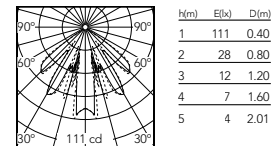
- F016N21K001.A
- F016N21K006.A
- F016N21K012.A
- F016N21K018.A
- F016N21K030.A
- F016N21K033.A

3000K

- F016N31K001.A
- F016N31K006.A
- F016N31K012.A
- F016N31K018.A
- F016N31K030.A
- F016N31K033.A

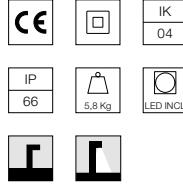
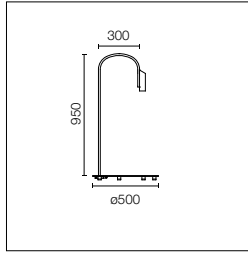
4000K

- F016N41K001.A
- F016N41K006.A
- F016N41K012.A
- F016N41K018.A
- F016N41K030.A
- F016N41K033.A



@3000K

Caule Floor 2



Sorgente luminosa a LED inclusa. Alimentazione elettrica 220-240V 50-60 Hz integrata. Cavo adatto per outdoor 5 metri di lunghezza con spina Schuko IP44. Interruttore dimmer a pedale retroilluminato IP65 lungo il cavo che garantisce le funzioni ON/OFF e regolazione del flusso luminoso. Versione 110V a richiesta. Dimmer Control switch integrato (lungo il cavo). Funzione Casambi a richiesta.

LED light source included. Integrated 220-240V 50-60 Hz electrical power. Cable suitable for outdoors, 5-m long with Schuko IP44 plug. IP65 backlit pedal dimmer switch on the cable for easy ON/OFF and to adjust the amount of light. 110V version upon request. Integrated dimmer control switch (on the cable). Casambi function on demand.

2200K disponibile su richiesta.

2200K available on request.

Power Led: 5W - 447 lm ≠ FIXT 282 lm - 2700K/CRI 80 - 220-240V / 5W - 480 lm ≠ FIXT 303 lm - 3000K/CRI 80 - 220-240V / 5W - 513 lm ≠ FIXT 324 lm - 4000K/CRI 80 - 220-240V

2700K

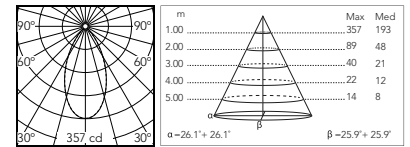
- F016M22K001.A
- F016M22K006.A
- F016M22K012.A
- F016M22K018.A
- F016M22K030.A
- F016M22K033.A

3000K

- F016M32K001.A
- F016M32K006.A
- F016M32K012.A
- F016M32K018.A
- F016M32K030.A
- F016M32K033.A

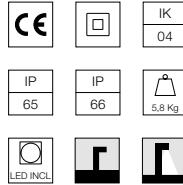
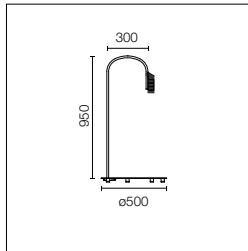

4000K

- F016M42K001.A
- F016M42K006.A
- F016M42K012.A
- F016M42K018.A
- F016M42K030.A
- F016M42K033.A



@3000K

Caule Floor 2 Nest



Sorgente luminosa a LED inclusa. Alimentazione elettrica 220-240V 50-60 Hz integrata. Cavo adatto per outdoor 5 metri di lunghezza con spina Schuko IP44. Interruttore dimmer a pedale retroilluminato IP65 lungo il cavo che garantisce le funzioni ON/OFF e regolazione del flusso luminoso. Versione 110V a richiesta. Dimmer Control switch integrato (lungo il cavo). Funzione Casambi a richiesta.

LED light source included. Integrated 220-240V 50-60 Hz electrical power. Cable suitable for outdoors, 5-m long with Schuko IP44 plug. IP65 backlit pedal dimmer switch on the cable for easy ON/OFF and to adjust the amount of light. 110V version upon request. Integrated dimmer control switch (on the cable). Casambi function on demand.

2200K disponibile su richiesta.

2200K available on request.

Power Led: 5W - 447 lm ≠ FIXT 124 lm - 2700K/CRI 80 - 220-240V / 5W - 480 lm ≠ FIXT 137 lm - 3000K/CRI 80 - 220-240V / 5W - 513 lm ≠ FIXT 143 lm - 4000K/CRI 80 - 220-240V

2700K

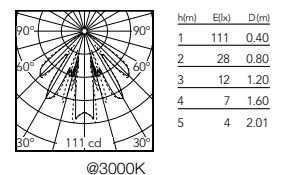
- F016N22K001.A
- F016N22K006.A
- F016N22K012.A
- F016N22K018.A
- F016N22K030.A
- F016N22K033.A

3000K

- F016N32K001.A
- F016N32K006.A
- F016N32K012.A
- F016N32K018.A
- F016N32K030.A
- F016N32K033.A

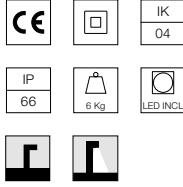
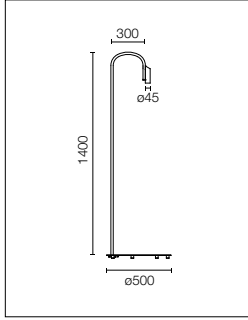
4000K

- F016N42K001.A
- F016N42K006.A
- F016N42K012.A
- F016N42K018.A
- F016N42K030.A
- F016N42K033.A



@3000K

Caule Floor 3



Sorgente luminosa a LED inclusa. Alimentazione elettrica 220-240V 50-60 Hz integrata. Cavo adatto per outdoor 5 metri di lunghezza con spina Schuko IP44. Interruttore dimmer a pedale retroilluminato IP65 lungo il cavo che garantisce le funzioni ON/OFF e regolazione del flusso luminoso. Versione 110V a richiesta. Dimmer Control switch integrato (lungo il cavo). Funzione Casambi a richiesta.

LED light source included. Integrated 220-240V 50-60 Hz electrical power. Cable suitable for outdoors, 5-m long with Schuko IP44 plug. IP65 backlit pedal dimmer switch on the cable for easy ON/OFF and to adjust the amount of light. 110V version upon request. Integrated dimmer control switch (on the cable). Casambi function on demand.

2200K disponibile su richiesta.

2200K available on request.

Power Led: 5W - 447 lm ≠ FIXT 282 lm - 2700K/CRI 80 - 220-240V / 5W - 480 lm ≠ FIXT 303 lm - 3000K/CRI 80 - 220-240V / 5W - 513 lm ≠ FIXT 324 lm - 4000K/CRI 80 - 220-240V

2700K

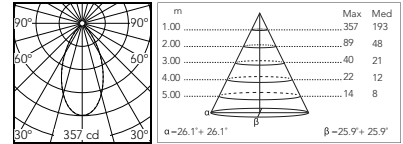
- F016M23K001.A
- F016M23K006.A
- F016M23K012.A
- F016M23K018.A
- F016M23K030.A
- F016M23K033.A

3000K

- F016M33K001.A
- F016M33K006.A
- F016M33K012.A
- F016M33K018.A
- F016M33K030.A
- F016M33K033.A

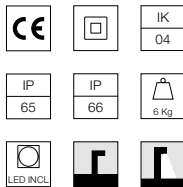
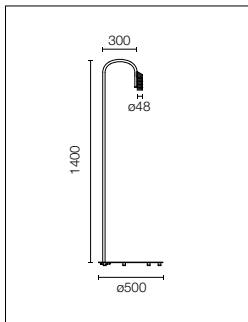

4000K

- F016M43K001.A
- F016M43K006.A
- F016M43K012.A
- F016M43K018.A
- F016M43K030.A
- F016M43K033.A



@3000K

Caule Floor 3 Nest



Sorgente luminosa a LED inclusa. Alimentazione elettrica 220-240V 50-60 Hz integrata. Cavo adatto per outdoor 5 metri di lunghezza con spina Schuko IP44. Interruttore dimmer a pedale retroilluminato IP65 lungo il cavo che garantisce le funzioni ON/OFF e regolazione del flusso luminoso. Versione 110V a richiesta. Dimmer Control switch integrato (lungo il cavo). Funzione Casambi a richiesta.

LED light source included. Integrated 220-240V 50-60 Hz electrical power. Cable suitable for outdoors, 5-m long with Schuko IP44 plug. IP65 backlit pedal dimmer switch on the cable for easy ON/OFF and to adjust the amount of light. 110V version upon request. Integrated dimmer control switch (on the cable). Casambi function on demand.

2200K disponibile su richiesta.

2200K available on request.

Power Led: 5W - 447 lm ≠ FIXT 124 lm - 2700K/CRI 80 - 220-240V / 5W - 480 lm ≠ FIXT 137 lm - 3000K/CRI 80 - 220-240V / 5W - 513 lm ≠ FIXT 143 lm - 4000K/CRI 80 - 220-240V

2700K

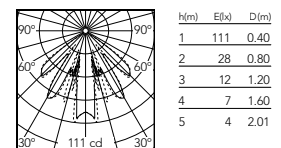
- F016N23K001.A
- F016N23K006.A
- F016N23K012.A
- F016N23K018.A
- F016N23K030.A
- F016N23K033.A

3000K

- F016N33K001.A
- F016N33K006.A
- F016N33K012.A
- F016N33K018.A
- F016N33K030.A
- F016N33K033.A

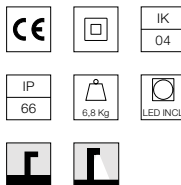
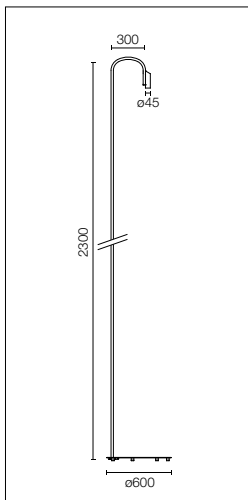
4000K

- F016N43K001.A
- F016N43K006.A
- F016N43K012.A
- F016N43K018.A
- F016N43K030.A
- F016N43K033.A



@3000K

Caule Floor 4



Sorgente luminosa a LED inclusa. Alimentazione elettrica 220-240V 50-60 Hz integrata. Cavo adatto per outdoor 5 metri di lunghezza con spina Schuko IP44. Interruttore dimmer a pedale retroilluminato IP65 lungo il cavo che garantisce le funzioni ON/OFF e regolazione del flusso luminoso. Versione 110V a richiesta. Dimmer Control switch integrato (lungo il cavo). Funzione Casambi a richiesta.

LED light source included. Integrated 220-240V 50-60 Hz electrical power. Cable suitable for outdoors, 5-m long with Schuko IP44 plug. IP65 backlit pedal dimmer switch on the cable for easy ON/OFF and to adjust the amount of light. 110V version upon request. Integrated dimmer control switch (on the cable). Casambi function on demand.

2200K disponibile su richiesta.

2200K available on request.

Power Led: 5W - 447 lm ≠ FIXT 245 lm - 2700K/CRI 80 - 220-240V / 5W - 480 lm ≠ FIXT 263 lm - 3000K/CRI 80 - 220-240V / 5W - 513 lm ≠ FIXT 281 lm - 4000K/CRI 80 - 220-240V

2700K

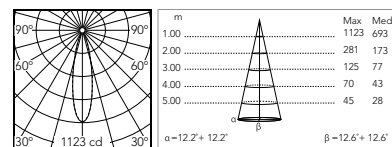
- F016M24K001.A
- F016M24K006.A
- F016M24K012.A
- F016M24K018.A
- F016M24K030.A
- F016M24K033.A

3000K

- F016M34K001.A
- F016M34K006.A
- F016M34K012.A
- F016M34K018.A
- F016M34K030.A
- F016M34K033.A

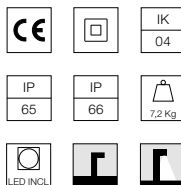
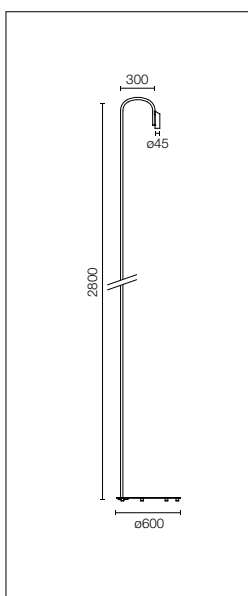
4000K

- F016M44K001.A
- F016M44K006.A
- F016M44K012.A
- F016M44K018.A
- F016M44K030.A
- F016M44K033.A



@3000K

Caule Floor 5



Sorgente luminosa a LED inclusa. Alimentazione elettrica 220-240V 50-60 Hz integrata. Cavo adatto per outdoor 5 metri di lunghezza con spina Schuko IP44. Interruttore dimmer a pedale retroilluminato IP65 lungo il cavo che garantisce le funzioni ON/OFF e regolazione del flusso luminoso. Versione 110V a richiesta. Dimmer Control switch integrato (lungo il cavo). Funzione Casambi a richiesta.

LED light source included. Integrated 220-240V 50-60 Hz electrical power. Cable suitable for outdoors, 5-m long with Schuko IP44 plug. IP65 backlit pedal dimmer switch on the cable for easy ON/OFF and to adjust the amount of light. 110V version upon request. Integrated dimmer control switch (on the cable). Casambi function on demand.

2200K disponibile su richiesta.

2200K available on request.

Power Led: 5W - 447 lm ≠ FIXT 245 lm - 2700K/CRI 80 - 220-240V / 5W - 480 lm ≠ FIXT 263 lm - 3000K/CRI 80 - 220-240V / 5W - 513 lm ≠ FIXT 281 lm - 4000K/CRI 80 - 220-240V

2700K

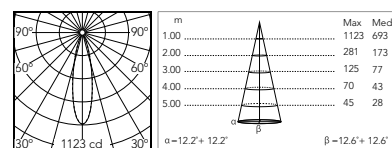
- F016M25K001.A
- F016M25K006.A
- F016M25K012.A
- F016M25K018.A
- F016M25K030.A
- F016M25K033.A

3000K

- F016M35K001.A
- F016M35K006.A
- F016M35K012.A
- F016M35K018.A
- F016M35K030.A
- F016M35K033.A

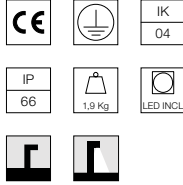
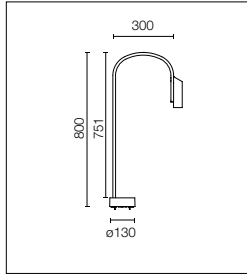
4000K

- F016M45K001.A
- F016M45K006.A
- F016M45K012.A
- F016M45K018.A
- F016M45K030.A
- F016M45K033.A



@3000K

Caule Bollard 1



Sorgente luminosa a LED inclusa. Alimentazione elettrica ON/OFF o dimmerabile 220-240V integrata. L'apparecchio è installabile su qualsiasi pavimento per mezzo di tasselli. Cassaforma per l'installazione su pavimentazione da gettare con plinto di cemento da ordinare separatamente. Versione 110V a richiesta.

LED light source included. Integrated 220-240V ON/OFF or dimmable electrical power. The device may be installed on any flooring with anchors. Box for installation on flooring laid over concrete sold separately. 110V version upon request.

2200K disponibile su richiesta.

2200K available on request.

Power Led: 5W - 447 lm ≠ FIXT 282 lm - 2700K/CRI 80 - 220-240V / 5W - 480 lm ≠ FIXT 303 lm - 3000K/CRI 80 - 220-240V / 5W - 513 lm ≠ FIXT 324 lm - 4000K/CRI 80 - 220-240V

2700K

Non Dimmable

- F016A21A001
- F016A21A006
- F016A21A012
- F016A21A018
- F016A21A030
- F016A21A033
- 1-10V
- F016A21B001
- F016A21B006
- F016A21B012
- F016A21B018
- F016A21B030
- F016A21B033
- Dali
- F016A21D001
- F016A21D006
- F016A21D012
- F016A21D018
- F016A21D030
- F016A21D033

3000K

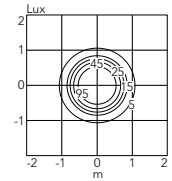
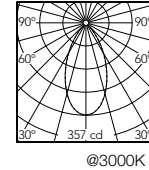
Non Dimmable

- F016A31A001
- F016A31A006
- F016A31A012
- F016A31A018
- F016A31A030
- F016A31A033
- 1-10V
- F016A31B001
- F016A31B006
- F016A31B012
- F016A31B018
- F016A31B030
- F016A31B033
- Dali
- F016A31D001
- F016A31D006
- F016A31D012
- F016A31D018
- F016A31D030
- F016A31D033

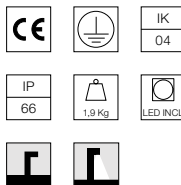
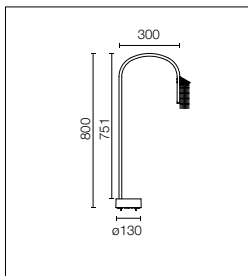
4000K

Non Dimmable

- F016A41A001
- F016A41A006
- F016A41A012
- F016A41A018
- F016A41A030
- F016A41A033
- 1-10V
- F016A41B001
- F016A41B006
- F016A41B012
- F016A41B018
- F016A41B030
- F016A41B033
- Dali
- F016A41D001
- F016A41D006
- F016A41D012
- F016A41D018
- F016A41D030
- F016A41D033



Caule Bollard 1 Nest



Sorgente luminosa a LED inclusa. Alimentazione elettrica ON/OFF o dimmerabile 220-240V integrata. L'apparecchio è installabile su qualsiasi pavimento per mezzo di tasselli. Cassaforma per l'installazione su pavimentazione da gettare con plinto di cemento da ordinare separatamente. Versione 110V a richiesta.

LED light source included. Integrated 220-240V ON/OFF or dimmable electrical power. The device may be installed on any flooring with anchors. Box for installation on flooring laid over concrete sold separately. 110V version upon request.

2200K disponibile su richiesta.

2200K available on request.

Power Led: 5W - 447 lm ≠ FIXT 124 lm - 2700K/CRI 80 - 220-240V / 5W - 480 lm ≠ FIXT 137 lm - 3000K/CRI 80 - 220-240V / 5W - 513 lm ≠ FIXT 143 lm - 4000K/CRI 80 - 220-240V

2700K

Non Dimmable

- F016B21A001
- F016B21A006
- F016B21A012
- F016B21A018
- F016B21A030
- F016B21A033
- 1-10V
- F016B21B001
- F016B21B006
- F016B21B012
- F016B21B018
- F016B21B030
- F016B21B033

Dali

- F016B21D001
- F016B21D006
- F016B21D012
- F016B21D018
- F016B21D030
- F016B21D033

3000K

Non Dimmable

- F016B31A001
- F016B31A006
- F016B31A012
- F016B31A018
- F016B31A030
- F016B31A033
- 1-10V
- F016B31B001
- F016B31B006
- F016B31B012
- F016B31B018
- F016B31B030
- F016B31B033

Dali

- F016B31D001
- F016B31D006
- F016B31D012
- F016B31D018
- F016B31D030
- F016B31D033

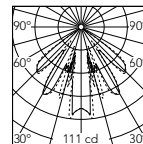
4000K

Non Dimmable

- F016B41A001
- F016B41A006
- F016B41A012
- F016B41A018
- F016B41A030
- F016B41A033
- 1-10V
- F016B41B001
- F016B41B006
- F016B41B012
- F016B41B018
- F016B41B030
- F016B41B033

Dali

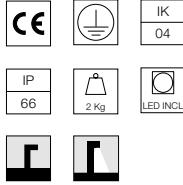
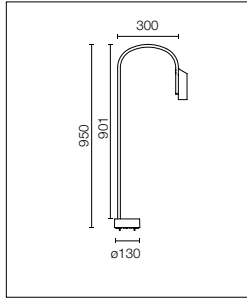
- F016B41D001
- F016B41D006
- F016B41D012
- F016B41D018
- F016B41D030
- F016B41D033



h(m)	E(lx)	D(m)
1	111	0.40
2	28	0.80
3	12	1.20
4	7	1.60
5	4	2.01

@3000K

Caule Bollard 2



Sorgente luminosa a LED inclusa. Alimentazione elettrica ON/OFF o dimmerabile 220-240V integrata. L'apparecchio è installabile su qualsiasi pavimento per mezzo di tasselli. Cassaforma per l'installazione su pavimentazione da gettare con plinto di cemento da ordinare separatamente. Versione 110V a richiesta.

LED light source included. Integrated 220-240V ON/OFF or dimmable electrical power. The device may be installed on any flooring with anchors. Box for installation on flooring laid over concrete sold separately. 110V version upon request.

2200K disponibile su richiesta.

2200K available on request.

Power Led: 5W - 447 lm ≠ FIXT 282 lm - 2700K/CRI 80 - 220-240V / 5W - 480 lm ≠ FIXT 303 lm - 3000K/CRI 80 - 220-240V / 5W - 513 lm ≠ FIXT 324 lm - 4000K/CRI 80 - 220-240V

2700K

Non Dimmable

- F016A22A001
- F016A22A006
- F016A22A012
- F016A22A018
- F016A22A030
- F016A22A033
- 1-10V

- F016A22B001
- F016A22B006
- F016A22B012
- F016A22B018
- F016A22B030
- F016A22B033
- Dali

- F016A22D001
- F016A22D006
- F016A22D012
- F016A22D018
- F016A22D030
- F016A22D033

3000K

Non Dimmable

- F016A32A001
- F016A32A006
- F016A32A012
- F016A32A018
- F016A32A030
- F016A32A033
- 1-10V

- F016A32B001
- F016A32B006
- F016A32B012
- F016A32B018
- F016A32B030
- F016A32B033
- Dali

- F016A32D001
- F016A32D006
- F016A32D012
- F016A32D018
- F016A32D030
- F016A32D033

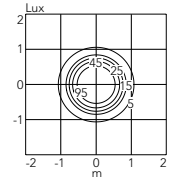
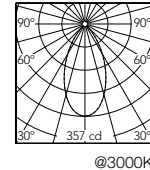
4000K

Non Dimmable

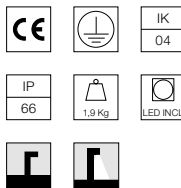
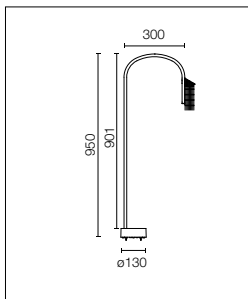
- F016A42A001
- F016A42A006
- F016A42A012
- F016A42A018
- F016A42A030
- F016A42A033
- 1-10V

- F016A42B001
- F016A42B006
- F016A42B012
- F016A42B018
- F016A42B030
- F016A42B033
- Dali

- F016A42D001
- F016A42D006
- F016A42D012
- F016A42D018
- F016A42D030
- F016A42D033



Caule Bollard 2 Nest



Sorgente luminosa a LED inclusa. Alimentazione elettrica ON/OFF o dimmerabile 220-240V integrata. L'apparecchio è installabile su qualsiasi pavimento per mezzo di tasselli. Cassaforma per l'installazione su pavimentazione da gettare con plinto di cemento da ordinare separatamente. Versione 110V a richiesta.

LED light source included. Integrated 220-240V ON/OFF or dimmable electrical power. The device may be installed on any flooring with anchors. Box for installation on flooring laid over concrete sold separately. 110V version upon request.

2200K disponibile su richiesta.

2200K available on request.

Power Led: 5W - 447 lm ≠ FIXT 124 lm - 2700K/CRI 80 - 220-240V / 5W - 480 lm ≠ FIXT 137 lm - 3000K/CRI 80 - 220-240V / 5W - 513 lm ≠ FIXT 143 lm - 4000K/CRI 80 - 220-240V

2700K

Non Dimmable

- F016B22A001
- F016B22A006
- F016B22A012
- F016B22A018
- F016B22A030
- F016B22A033
- 1-10V
- F016B22B001
- F016B22B006
- F016B22B012
- F016B22B018
- F016B22B030
- F016B22B033
- Dali
- F016B22D001
- F016B22D006
- F016B22D012
- F016B22D018
- F016B22D030
- F016B22D033

3000K

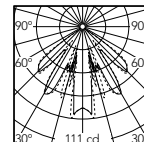
Non Dimmable

- F016B32A001
- F016B32A006
- F016B32A012
- F016B32A018
- F016B32A030
- F016B32A033
- 1-10V
- F016B32B001
- F016B32B006
- F016B32B012
- F016B32B018
- F016B32B030
- F016B32B033
- Dali
- F016B32D001
- F016B32D006
- F016B32D012
- F016B32D018
- F016B32D030
- F016B32D033

4000K

Non Dimmable

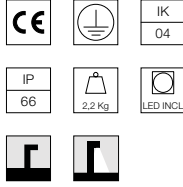
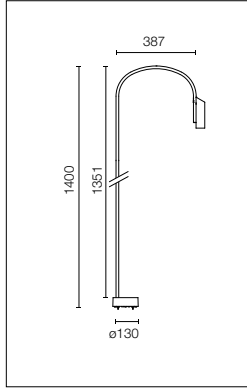

- F016B42A001
- F016B42A006
- F016B42A012
- F016B42A018
- F016B42A030
- F016B42A033
- 1-10V
- F016B42B001
- F016B42B006
- F016B42B012
- F016B42B018
- F016B42B030
- F016B42B033
- Dali
- F016B42D001
- F016B42D006
- F016B42D012
- F016B42D018
- F016B42D030
- F016B42D033



h(m)	E(lx)	D(m)
1	111	0.40
2	28	0.80
3	12	1.20
4	7	1.60
5	4	2.01

@3000K

Caule Bollard 3



Sorgente luminosa a LED inclusa. Alimentazione elettrica ON/OFF o dimmerabile 220-240V integrata. L'apparecchio è installabile su qualsiasi pavimento per mezzo di tasselli. Cassaforma per l'installazione su pavimentazione da gettare con plinto di cemento da ordinare separatamente. Versione 110V a richiesta.

LED light source included. Integrated 220-240V ON/OFF or dimmable electrical power. The device may be installed on any flooring with anchors. Box for installation on flooring laid over concrete sold separately. 110V version upon request.

2200K disponibile su richiesta.

2200K available on request.

Power Led: 5W - 447 lm ≠ FIXT 282 lm - 2700K/CRI 80 - 220-240V / 5W - 480 lm ≠ FIXT 303 lm - 3000K/CRI 80 - 220-240V / 5W - 513 lm ≠ FIXT 324 lm - 4000K/CRI 80 - 220-240V

2700K

Non Dimmable

- F016A23A001
- F016A23A006
- F016A23A012
- F016A23A018
- F016A23A030
- F016A23A033

1-10V

- F016A23B001
- F016A23B006
- F016A23B012
- F016A23B018
- F016A23B030
- F016A23B033

Dali

- F016A23D001
- F016A23D006
- F016A23D012
- F016A23D018
- F016A23D030
- F016A23D033

3000K

Non Dimmable

- F016A33A001
- F016A33A006
- F016A33A012
- F016A33A018
- F016A33A030
- F016A33A033

1-10V

- F016A33B001
- F016A33B006
- F016A33B012
- F016A33B018
- F016A33B030
- F016A33B033

Dali

- F016A33D001
- F016A33D006
- F016A33D012
- F016A33D018
- F016A33D030
- F016A33D033

4000K

Non Dimmable

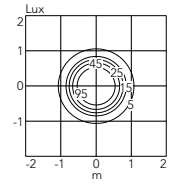
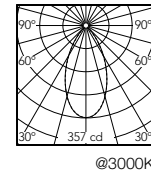
- F016A43A001
- F016A43A006
- F016A43A012
- F016A43A018
- F016A43A030
- F016A43A033

1-10V

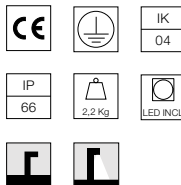
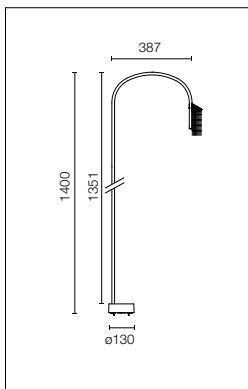
- F016A43B001
- F016A43B006
- F016A43B012
- F016A43B018
- F016A43B030
- F016A43B033

Dali

- F016A43D001
- F016A43D006
- F016A43D012
- F016A43D018
- F016A43D030
- F016A43D033



Caule Bollard 3 Nest



Sorgente luminosa a LED inclusa. Alimentazione elettrica ON/OFF o dimmerabile 220-240V integrata. L'apparecchio è installabile su qualsiasi pavimento per mezzo di tasselli. Cassaforma per l'installazione su pavimentazione da gettare con plinto di cemento da ordinare separatamente. Versione 110V a richiesta.

LED light source included. Integrated 220-240V ON/OFF or dimmable electrical power. The device may be installed on any flooring with anchors. Box for installation on flooring laid over concrete sold separately. 110V version upon request.

2200K disponibile su richiesta.

2200K available on request.

Power Led: 5W - 447 lm ≠ FIXT 124 lm - 2700K/CRI 80 - 220-240V / 5W - 480 lm ≠ FIXT 137 lm - 3000K/CRI 80 - 220-240V / 5W - 513 lm ≠ FIXT 143 lm - 4000K/CRI 80 - 220-240V

2700K

Non Dimmable

- F016B23A001
- F016B23A006
- F016B23A012
- F016B23A018
- F016B23A030
- F016B23A033

1-10V

- F016B23B001
- F016B23B006
- F016B23B012
- F016B23B018
- F016B23B030
- F016B23B033

Dali

- F016B23D001
- F016B23D006
- F016B23D012
- F016B23D018
- F016B23D030
- F016B23D033

3000K

Non Dimmable

- F016B33A001
- F016B33A006
- F016B33A012
- F016B33A018
- F016B33A030
- F016B33A033

1-10V

- F016B33B001
- F016B33B006
- F016B33B012
- F016B33B018
- F016B33B030
- F016B33B033

Dali

- F016B33D001
- F016B33D006
- F016B33D012
- F016B33D018
- F016B33D030
- F016B33D033

4000K

Non Dimmable

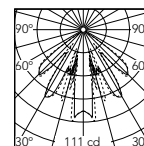
- F016B43A001
- F016B43A006
- F016B43A012
- F016B43A018
- F016B43A030
- F016B43A033

1-10V

- F016B43B001
- F016B43B006
- F016B43B012
- F016B43B018
- F016B43B030
- F016B43B033

Dali

- F016B43D001
- F016B43D006
- F016B43D012
- F016B43D018
- F016B43D030
- F016B43D033



h(m)	E(lx)	D(m)
1	111	0.40
2	28	0.80
3	12	1.20
4	7	1.60
5	4	2.01


@3000K

Caule: Accessori / Accessories

Dispositivo di protezione per il sovraccarico. 275 Vac. Corrente massima di scarica 10KA (8/29us). Massima corrente operativa 5A. Adatto per la connessione in serie. IP66.

Surge protection device. 275Vac. Maximum discharge current 10KA (8/20us). Maximum operating current 5A. Suitable for series connection. IP66.

F990E00A000



Cassaforma per l'installazione a terra

Box for ground installation.

F016Z000000



