

NEW

LIGHT SHADOW SPOT
DESIGNED BY FLOS ARCHITECTURAL



Descrizione

Serie di faretto che la tecnologia esclusiva e brevettata di Flos mette a disposizione della famiglia d'apparecchi d'illuminazione Light Shadow, con lenti bifocali e corpo ottico con una ampia schermatura e massimo comfort visuale.

Ecco perché questa famiglia di faretto (disponibili per binari trifase e per i sistemi e le strutture compatibili di Flos) rappresenta la tecnologia più avanzata in materia di gestione ottica della luce per questa tipologia di prodotti. Non esiste un'altra forma di trattare meglio il flusso bruto della fonte luminosa e ciò deriva in una Light Output Ratio eccellente in tutte le sue opzioni di fasci d'illuminazione (beam angle). Tutto questo e la distribuzione omogenea e impeccabile della luce fanno di questa famiglia di faretto lo strumento d'illuminazione perfetto per i progetti professionali più esigenti.

Questa tecnologia all'avanguardia è concentrata in un prodotto compatto, dalla forma semplice ed essenziale. Inoltre, i faretto Light Shadow Spot sono disponibili con differenti rifiniture, tra le quali troviamo sofisticate opzioni metalliche che ne fanno degli elementi di decorazione unici nel loro genere. Su richiesta sono disponibili altre opzioni colorate, tanto per le rifiniture degli elementi cilindrici (external) quanto dei coni interni (internal) o delle parti posteriori, i braccetti e gli adattatori (rear).

Sistema Ottico

Questa famiglia di prodotti offre delle opzioni di fasci luminosi in tutte le gamme, da Super Spot a Wide Flood. Si consultino le opzioni disponibili per ogni modello.

Sistemi di Controllo

I faretto Light Shadow Spot sono disponibili nelle versioni dimmerabili in base al protocollo Casambi, DALI e con sensore potenziometrico integrato. Si consultino le informazioni corrispondenti a ogni modello.

Accessori

Tutti i modelli dispongono di accessori opzionali:

- Schermo nido d'ape
- Filtri Dichroici CCT.

Informazioni aggiuntive

Prima di effettuare l'ordine, si consiglia di conoscere a fondo le caratteristiche del prodotto, consultando la pagina web di Flos, la scheda tecnica del prodotto e le istruzioni per l'installazione e il montaggio, in modo da completare le informazioni che non sono state raccolte in questo catalogo o che sono state aggiornate posteriormente alla sua pubblicazione e che potrebbero essere importanti per un progetto o un'installazione specifica.

Conformità con la Normativa e i Marchi di Controllo di Qualità

Gli apparecchi d'illuminazione sono conformi alla Normativa Tecnica Europea EN60598-1 seconde parti.

Descrizione

A range of spots that offers the exclusive and patented Flos technology for its Light Shadow family of luminaires, with double focal lenses and high shielding optical body and maximum visual comfort.

As a result, this family of spots (available for standard three-phase tracks and for compatible Flos systems and structures) represents the technological zenith in optical light management for this type of product.

The unbeatable treatment of the raw light source flux results in an excellent Light Output Ratio in any of its beam angles. This, together with an even and impeccable light distribution, makes this family of spotlights the perfect lighting tool for the most demanding professional projects. These state-of-the-art technical conditions are found in a compact, simple and essential product. The Light Shadow Spots are also available in different finishes, including sophisticated metallic features that make them stand out as a decorative element with a personality of its own. Other color options are available on request, both for the cylindrical bodies' finishes (external) and for the inner cones (internal), or the rear parts, arm and adapter (rear).

Optical System

The product family offers Beam Angle options from Super Spot to Wide Flood. Please see specific options for each model.

Control Systems

Light Shadow Spots are available in dimmable options under Casambi, DALI protocols and with integrated potentiometer. Please refer to specific options for each model.

Accessories

Optional accessories are available for all models:

- Honeycomb.
- CCT dichroic filters.

Additional Information

Before placing your order, please consult the product details also in the Flos professional website, in its technical data sheet and in the installation and assembly instructions in order to know in detail all the information that may not be included in this catalogue, that may have been updated online after this edition or that could be relevant to your project or specific installation.

Standard Compliance and Quality Marks

Luminaire complies with the European Technical Standard EN60598-1 and secondary parts.

FLOS
CONTROL BY CASAMBI



LIGHT SHADOW SPOT

DESIGNED BY FLOS ARCHITECTURAL

LIGHT SHADOW
SPOT 45**LIGHT SOURCE**

LED ARRAY
11,5W
844 lm
3000K/CRI 90
915 lm
4000K/CRI 90

LIGHT SHADOW
SPOT 60**LIGHT SOURCE**

LED ARRAY
Up to 22W
Up to 1751 lm
3000K/CRI 90
Up to 1815 lm
4000K/CRI 90

40 Bianco
40 White

14 Nero
14 Black

40.78/YU/C6 All White



ER Acciaio Spazzolato
ER Brushed Steel

ES Bronzo Spazzolato
ES Brushed Bronze



THE TRACKING MAGNET & INFRA-STRUCTURE

LIGHT SHADOW SPOT 30



LIGHT SOURCE
 POWER LED
 4,5W
 257 lm
 2700K/CRI 90
 263 lm
 3000K/CRI 90

LIGHT SHADOW SPOT 45



LIGHT SOURCE
 LED ARRAY
 10W
 799 lm
 2700K/CRI 90
 844 lm
 3000K/CRI 90

LIGHT SHADOW SPOT 60



LIGHT SOURCE
 LED ARRAY
 Up to 20W
 Up to 1563 lm
 2700K/CRI 90
 Up to 1751 lm
 3000K/CRI 90

* Vedi capitolo The Tracking Magnet & Infra-Structure / Refer to The Tracking Magnet & Infra-Structure chapter

THE RUNNING MAGNET

LIGHT SHADOW SPOT 30



LIGHT SOURCE
 POWER LED
 4W
 257 lm
 2700K/CRI 90
 263 lm
 3000K/CRI 90

LIGHT SHADOW SPOT 45

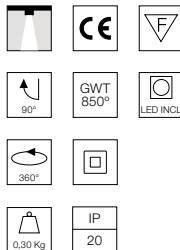
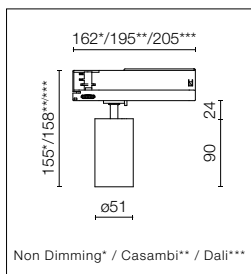


LIGHT SOURCE
 LED ARRAY
 10W
 756 lm
 2700K/CRI 90
 799 lm
 3000K/CRI 90

* Vedi capitolo The Running Magnet / Refer to The Running Magnet chapter

Light Shadow Spot 45

LED Array 11,5W - 844 lm - 3000K/CRI 90 / 11,5W - 915 lm - 4000K/CRI 90



Faretto da installare su un binario trifase con fonte di luce LED. Fonte di alimentazione 220-240V, 50-60Hz integrata.

Per tutte le rifiniture è disponibile l'adattatore a binario, il braccetto e la parte posteriore della testina in colore nero. Per le versioni "bianco assoluto", l'adattatore a binario, il braccetto e la parte posteriore della testina sono bianchi. Lo schermo è sempre disponibile con la rifinitura anti-abbaglio in nero tecnico patinato.

Per altre rifiniture, consultare.

Projector to be installed on three-phase track with LED light source. Built-in 220-240V, 50-60Hz power supply.

All finishes come with black track adapter, arm and back of the head. In the "all white" versions the track adapter, arm and back of the head come in white. The display is always offered in high gloss technical black anti-glare finish.

For other finishes, please consult us.

Optic Spot - 3000K

Non Dimmable

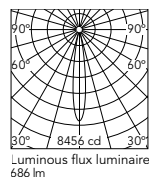
- 05.9205.40
- 05.9205.14
- 05.9205.ER
- 05.9205.ES
- 05.9205.40.78

Dali 2

- 05.9205.40ADA
- 05.9205.14ADA
- 05.9205.ERADA
- 05.9205.ESADA
- 05.9205.40AYU

Casambi

- 05.9205.40ACB
- 05.9205.14ACB
- 05.9205.ERACB
- 05.9205.ESACB
- 05.9205.40AC6



Beam Angle: 15°

h(m)	E(lx)	D(m)
1	8456	0.27
2	2114	0.54
3	940	0.80
4	528	1.07
5	338	1.34

Optic Spot - 4000K

Non Dimmable

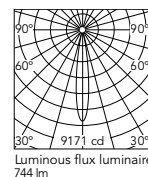
- 05.9210.40
- 05.9210.14
- 05.9210.ER
- 05.9210.ES
- 05.9210.40.78

Dali 2

- 05.9210.40ADA
- 05.9210.14ADA
- 05.9210.ERADA
- 05.9210.ESADA
- 05.9210.40AYU

Casambi

- 05.9210.40ACB
- 05.9210.14ACB
- 05.9210.ERACB
- 05.9210.ESACB
- 05.9210.40AC6



Beam Angle: 15°

h(m)	E(lx)	D(m)
1	9171	0.27
2	2293	0.54
3	1019	0.80
4	573	1.07
5	367	1.34

Optic Medium - 3000K

Non Dimmable

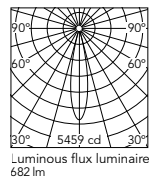
- 05.9206.40
- 05.9206.14
- 05.9206.ER
- 05.9206.ES
- 05.9206.40.78

Dali 2

- 05.9206.40ADA
- 05.9206.14ADA
- 05.9206.ERADA
- 05.9206.ESADA
- 05.9206.40AYU

Casambi

- 05.9206.40ACB
- 05.9206.14ACB
- 05.9206.ERACB
- 05.9206.ESACB
- 05.9206.40AC6



Beam Angle: 21°

h(m)	E(lx)	D(m)
1	5459	0.36
2	1365	0.73
3	607	1.09
4	341	1.46
5	218	1.82

Optic Medium - 4000K

Non Dimmable

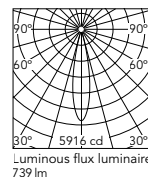
- 05.9211.40
- 05.9211.14
- 05.9211.ER
- 05.9211.ES
- 05.9211.40.78

Dali 2

- 05.9211.40ADA
- 05.9211.14ADA
- 05.9211.ERADA
- 05.9211.ESADA
- 05.9211.40AYU

Casambi

- 05.9211.40ACB
- 05.9211.14ACB
- 05.9211.ERACB
- 05.9211.ESACB
- 05.9211.40AC6



Beam Angle: 21°

h(m)	E(lx)	D(m)
1	5916	0.36
2	1479	0.73
3	657	1.09
4	370	1.46
5	237	1.82

Optic Flood - 3000K

Non Dimmable

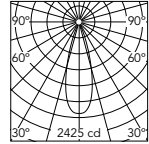
- 05.9207.40
- 05.9207.14
- 05.9207.ER
- 05.9207.ES
- 05.9207.40.78

Dali 2

- 05.9207.40ADA
- 05.9207.14ADA
- 05.9207.ERADA
- 05.9207.ESADA
- 05.9207.40AYU

Casambi

- 05.9207.40ACB
- 05.9207.14ACB
- 05.9207.ERACB
- 05.9207.ESACB
- 05.9207.40AC6



Beam Angle: 31°

h(m)	E(lx)	D(m)
1	2424	0.56
2	606	1.11
3	269	1.67
4	152	2.22
5	97	2.78

Optic Flood - 4000K

Non Dimmable

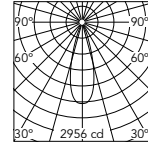
- 05.9212.40
- 05.9212.14
- 05.9212.ER
- 05.9212.ES
- 05.9212.40.78

Dali 2

- 05.9212.40ADA
- 05.9212.14ADA
- 05.9212.ERADA
- 05.9212.ESADA
- 05.9212.40AYU

Casambi

- 05.9212.40ACB
- 05.9212.14ACB
- 05.9212.ERACB
- 05.9212.ESACB
- 05.9212.40AC6

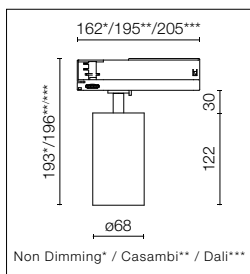


Beam Angle: 31°

h(m)	E(lx)	D(m)
1	2627	0.56
2	657	1.11
3	292	1.67
4	164	2.22
5	105	2.78

Light Shadow Spot 60

Super Spot: LED Array 11W - 844 lm - 3000K/CRI 90 / 11W - 915 lm - 4000K/CRI 90
S/M/F/WF: LED Array 22W - 1751 lm - 3000K/CRI 90 / 22W - 1815 lm - 4000K/CRI 90



Faretto da installare su un binario trifase con fonte di luce LED. Fonte di alimentazione 220-240V, 50-60Hz integrata.

Per tutte le rifiniture è disponibile l'adattatore a binario, il braccetto e la parte posteriore della testina in colore nero. Per le versioni "bianco assoluto", l'adattatore a binario, il braccetto e la parte posteriore della testina sono bianchi. Lo schermo è sempre disponibile con la rifinitura anti-abbaglio in nero tecnico patinato.

Per altre rifiniture, consultare.

Projector to be installed on three-phase track with LED light source. Built-in 220-240V, 50-60Hz power supply.

All finishes come with black track adapter, arm and back of the head. In the "all white" versions the track adapter, arm and back of the head come in white. The display is always offered in high gloss technical black anti-glare finish.

For other finishes, please consult us.

Optic Super Spot - 3000K

Non Dimmable

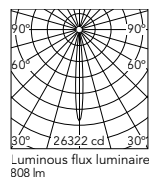
- 05.9235.40
- 05.9235.14
- 05.9235.ER
- 05.9235.ES
- 05.9235.40.78

Dali 2

- 05.9235.40ADA
- 05.9235.14ADA
- 05.9235.ERADA
- 05.9235.ESADA
- 05.9235.40AYU

Casambi

- 05.9235.40ACB
- 05.9235.14ACB
- 05.9235.ERACB
- 05.9235.ESACB
- 05.9235.40AC6



Beam Angle: 9°

h(m)	E(lx)	D(m)
1	26322	0.16
2	6581	0.32
3	2925	0.48
4	1645	0.64
5	1053	0.80

Optic Super Spot - 4000K

Non Dimmable

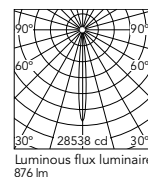
- 05.9240.40
- 05.9240.14
- 05.9240.ER
- 05.9240.ES
- 05.9240.40.78

Dali 2

- 05.9240.40ADA
- 05.9240.14ADA
- 05.9240.ERADA
- 05.9240.ESADA
- 05.9240.40AYU

Casambi

- 05.9240.40ACB
- 05.9240.14ACB
- 05.9240.ERACB
- 05.9240.ESACB
- 05.9240.40AC6



Beam Angle: 9°

h(m)	E(lx)	D(m)
1	28538	0.16
2	7134	0.32
3	3171	0.48
4	1784	0.64
5	1142	0.80

Optic Spot - 3000K

Non Dimmable

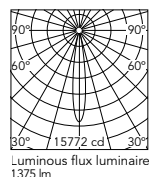
- 05.9236.40
- 05.9236.14
- 05.9236.ER
- 05.9236.ES
- 05.9236.40.78

Dali 2

- 05.9236.40ADA
- 05.9236.14ADA
- 05.9236.ERADA
- 05.9236.ESADA
- 05.9236.40AYU

Casambi

- 05.9236.40ACB
- 05.9236.14ACB
- 05.9236.ERACB
- 05.9236.ESACB
- 05.9236.40AC6



Beam Angle: 15°

h(m)	E(lx)	D(m)
1	15772	0.27
2	3943	0.54
3	1752	0.81
4	986	1.09
5	631	1.36

Optic Spot - 4000K

Non Dimmable

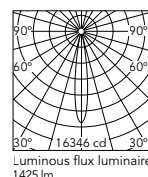
- 05.9241.40
- 05.9241.14
- 05.9241.ER
- 05.9241.ES
- 05.9241.40.78

Dali 2

- 05.9241.40ADA
- 05.9241.14ADA
- 05.9241.ERADA
- 05.9241.ESADA
- 05.9241.40AYU

Casambi

- 05.9241.40ACB
- 05.9241.14ACB
- 05.9241.ERACB
- 05.9241.ESACB
- 05.9241.40AC6



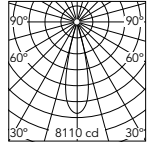
Beam Angle: 15°

h(m)	E(lx)	D(m)
1	16346	0.27
2	4086	0.54
3	1816	0.81
4	1022	1.09
5	654	1.36

Optic Medium - 3000K

Non Dimmable

- 05.9237.40
- 05.9237.14
- 05.9237.ER
- 05.9237.ES
- 05.9237.40.78



Beam Angle: 26°

h(m)	E(lx)	D(m)
1	8110	0.45
2	2027	0.91
3	901	1.36
4	507	1.82
5	324	2.27

Luminous flux luminaire
1427 lm

Dali 2

- 05.9237.40ADA
- 05.9237.14ADA
- 05.9237.ERADA
- 05.9237.ESADA
- 05.9237.40AYU

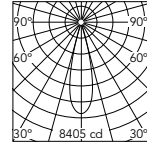
Casambi

- 05.9237.40ACB
- 05.9237.14ACB
- 05.9237.ERACB
- 05.9237.ESACB
- 05.9237.40AC6

Optic Medium - 4000K

Non Dimmable

- 05.9242.40
- 05.9242.14
- 05.9242.ER
- 05.9242.ES
- 05.9242.40.78



Beam Angle: 26°

h(m)	E(lx)	D(m)
1	8405	0.45
2	2101	0.91
3	934	1.36
4	525	1.82
5	336	2.27

Luminous flux luminaire
1479 lm

Dali 2

- 05.9242.40ADA
- 05.9242.14ADA
- 05.9242.ERADA
- 05.9242.ESADA
- 05.9242.40AYU

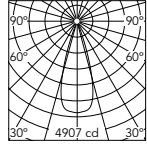
Casambi

- 05.9242.40ACB
- 05.9242.14ACB
- 05.9242.ERACB
- 05.9242.ESACB
- 05.9242.40AC6

Optic Flood - 3000K

Non Dimmable

- 05.9238.40
- 05.9238.14
- 05.9238.ER
- 05.9238.ES
- 05.9238.40.78



Beam Angle: 33°

h(m)	E(lx)	D(m)
1	4907	0.60
2	1227	1.20
3	545	1.80
4	307	2.40
5	196	3.00

Luminous flux luminaire
1431 lm

Dali 2

- 05.9238.40ADA
- 05.9238.14ADA
- 05.9238.ERADA
- 05.9238.ESADA
- 05.9238.40AYU

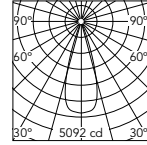
Casambi

- 05.9238.40ACB
- 05.9238.14ACB
- 05.9238.ERACB
- 05.9238.ESACB
- 05.9238.40AC6

Optic Flood - 4000K

Non Dimmable

- 05.9243.40
- 05.9243.14
- 05.9243.ER
- 05.9243.ES
- 05.9243.40.78



Beam Angle: 33°

h(m)	E(lx)	D(m)
1	5092	0.60
2	1273	1.20
3	566	1.80
4	318	2.40
5	204	3.00

Luminous flux luminaire
1485 lm

Dali 2

- 05.9243.40ADA
- 05.9243.14ADA
- 05.9243.ERADA
- 05.9243.ESADA
- 05.9243.40AYU

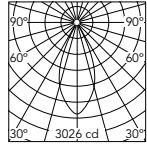
Casambi

- 05.9243.40ACB
- 05.9243.14ACB
- 05.9243.ERACB
- 05.9243.ESACB
- 05.9243.40AC6

Optic Wide Flood - 3000K

Non Dimmable

- 05.9239.40
- 05.9239.14
- 05.9239.ER
- 05.9239.ES
- 05.9239.40.78



Beam Angle: 43°

h(m)	E(lx)	D(m)
1	3026	0.79
2	757	1.59
3	336	2.38
4	189	3.17
5	121	3.97

Luminous flux luminaire
1390 lm

Dali 2

- 05.9239.40ADA
- 05.9239.14ADA
- 05.9239.ERADA
- 05.9239.ESADA
- 05.9239.40AYU

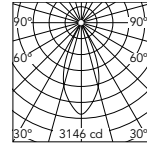
Casambi

- 05.9239.40ACB
- 05.9239.14ACB
- 05.9239.ERACB
- 05.9239.ESACB
- 05.9239.40AC6

Optic Wide Flood - 4000K

Non Dimmable

- 05.9244.40
- 05.9244.14
- 05.9244.ER
- 05.9244.ES
- 05.9244.40.78



Beam Angle: 43°

h(m)	E(lx)	D(m)
1	3146	0.79
2	787	1.59
3	350	2.38
4	197	3.17
5	126	3.97

Luminous flux luminaire
1445 lm

Dali 2

- 05.9244.40ADA
- 05.9244.14ADA
- 05.9244.ERADA
- 05.9244.ESADA
- 05.9244.40AYU

Casambi

- 05.9244.40ACB
- 05.9244.14ACB
- 05.9244.ERACB
- 05.9244.ESACB
- 05.9244.40AC6

Accessori / Accessories

Light Shadow Spot 45

Pannello nido d'ape	Honeycomb		08.0793.00
Filtro bicromatico CCT	Dichroic CCT Filter	 	Increase 3000K >> 3600±75K 4000K >> 5100±75K 08.0794.00 Decrease 3000K >> 2700±75K 4000K >> 3400±75K 08.0795.00

Light Shadow Spot 60

Pannello nido d'ape	Honeycomb	 	Super Spot 08.0175.14 Spot / Medium / Flood / Wide Flood 08.0176.14
Filtro bicromatico CCT	Dichroic CCT Filter	   	Increase Super Spot 3000K >> 3600±75K 4000K >> 5100±75K 08.0796.00 Spot / Medium / Flood / Wide Flood 3000K >> 3600±75K 4000K >> 5100±75K 08.0798.00 Decrease Super Spot 3000K >> 2700±75K 4000K >> 3400±75K 08.0797.00 Spot / Medium / Flood / Wide Flood 3000K >> 2700±75K 4000K >> 3400±75K 08.0799.00

